

## Dual Mode or Basic - the choice is yours

With both carpet extractors, however, fast and effective dirt extraction from carpets is the name of the game. Thanks to the intelligent design and quality engineering that are the hallmarks of all Nilfisk machines, the AX310 and AX410 both offer ready-to-go reliability and simple-to-use operation. These units are designed to meet the demanding needs of cleaning mid-sized carpeted areas in offices, schools, airports, restaurants, hotels, malls and other heavy-traffic areas.

- Smart Solutions™
- Dual mode cleaning for renovation or maintenance cleaning on AX 410 AX 310 is the rugged no frills version for rental and simplified applications
- Quality design and first class engineering saves water and chemicals
- State of the art moisture recovery speeds up drying time
- On board accessories on AX 410 make it easy to clean seat and wall coverings and hard to reach spots
- The handle is adjustable for easy storage and ergonomic operation
- Hard floor cleaning on AX 410 with hard floor kit



The needs of all carpet extractor users are different. That is why separate versions are offered for those who need on-board accessories and dual mode cleaning (AX410), and those who's demand is for an economically priced extractor with basic functional features (AX310).

Picture shown may not represent model quoted

• Standard equipment

Included accessories		Ref. no.	Min. required	NILFISK AX410
	Broom Cylinder			
	BRUSH ASSEMBLY 12	56265340	1	
	BRUSH ASSEMBLY 16	56265044	1	•
	Other			
	HAND TOOL	56220109	1	•

Model NILFISK AX410

Ref. no. 56265002

PRODUCT FEATURES

- Dual cleaning mode •
- Upholstry nozzle as standard •
- No tool brush removal •
- No tool vacuum shoe removal •
- Hard floor cleaning •
- Adjustable handle •








## Dual Mode or Basic - the choice is yours

## Technical specifications

NILFISK AX410

Cable length (m)/ plug type	15/EU
Pump pressure (bar/psi)	4/60
Volt/frequency (V/Hz)	220-240/50-60
Rated power (W)	1600
Suction power end of tube (W)	-
Airflow (l/sec)	46
Vacuum at nozzle (kPa)	-
Sound pressure level (dB(A) BS 5415)	69
Working width (mm)	410
Suction width (mm)	457
Solution/recovery tank (l)	30/23
Brush speed (RPM)	-
Length x width x height (cm)	71x47x80
Weight (kg)	45
Weight w/batteries (kg)	-

● Standard equipment, ○ Supplementary accessories, □ Mountable equipment

Accessories		Ref. no.	Min. required	NILFISK AX410
	Tube			
	WAND	56262209	0	□
	WAND ASSEMBLY	56314402	0	□
	Other			
	CARPET WAND 12	56265305	1	□
	HAND TOOL	56220109	1	●
	PLUG ADAPTOR KIT	56265309	0	□
	UPHOLSTERY HAND TOOL	56220070	1	□
	WAND ASSY. W/SOFT FLOOR TOOL	56265173	0	□
	Assembly			
	SQUEEGEE TOOL HARD FLOOR 24	56265150	0	□
	Broom Cylinder			
	BRUSH ASSEMBLY 12	56265340	1	
	BRUSH ASSEMBLY 16	56265044	1	●
	BRUSH ASSEMBLY 240 GRIT 16	56265176	0	□
	BRUSH ASSEMBLY BLUE 16 HARD	56265175	0	□
	Hose Vacuum Cleaner			
	15FT HOSE ASSEMBLY	56265174	0	□
	HOSE ASSY	56265368	1	□